



Sling Examples



I GTKR/SUN - HKS/SUN



I GTVK/SUN - HKS/SUN



II GTKR/SUN - HKS/SUN



II GTVK/SUN - HKS/SUN



IV GTKR/SUN - HKS/SUN



IV GTVK/SUN - HKS/SUN




Example of Order Text:




Chain Sun Alloy SUN 10 mm, 2 legs with Special Clevis Sub-Assembly GTKR/SUN and Clevis Sling Hook HKS/SUN, length 2,000 mm.




SUN 10 II GTKR/SUN - HKS/SUN 2000

Chain Nominal diameter Number of legs Special Clevis Sub-Assembly Hook Length

PRIJZEN OP AANVRAAG










Sub-Assemblies					
		1-leg		2-leg	
					
Sun Alloy Chain Ø SUN		Special Clevis Sub-Assembly GTVK/SUN 1		Special Clevis Sub-Assembly GTVK/SUN 2	
mm	inch	Code		Code	
7	9/32	GTVK/SUN 1-7		GTVK/SUN 2-7	
8	5/16	GTVK/SUN 1-8		GTVK/SUN 2-8	
10	3/8	GTVK/SUN 1-10		GTVK/SUN 2-10	
13	1/2	GTVK/SUN 1-13		GTVK/SUN 2-13	
16	5/8	GTVK/SUN 1-16		GTVK/SUN 2-16	
Page 11		Page 12		Page 12	

Sub-Assemblies					
		3 & 4-leg			
					
Sun Alloy Chain Ø SUN		Special Clevis Sub-Assembly GTVK/SUN 4		Special Clevis Sub-Assembly GTKR/SUN 4	
mm	inch	Code		Code	
7	9/32	GTVK/SUN 4-7		GTKR/SUN 4-7	
8	5/16	GTVK/SUN 4-8		GTKR/SUN 4-8	
10	3/8	GTVK/SUN 4-10		GTKR/SUN 4-10	
13	1/2	GTVK/SUN 4-13		GTKR/SUN 4-13	
16	5/8	GTVK/SUN 4-16		GTKR/SUN 4-16	
Page 11		Page 12		Page 13	

Sling Hooks					
					
Sun Alloy Chain Ø SUN		Clevis Self Locking Hook HKS/SUN		Clevis Sling Hook with forged Safety Latch HKS/SUN	
mm	inch	Code		Code	
7	9/32	HKS/SUN 7		HKS/SUN 7	
8	5/16	HKS/SUN 8		HKS/SUN 8	
10	3/8	HKS/SUN 10		HKS/SUN 10	
13	1/2	HKS/SUN 13		HKS/SUN 13	
16	5/8	HKS/SUN 16		HKS/SUN 16	
Page 11		Page 13		Page 13	

Sun Alloy Chain

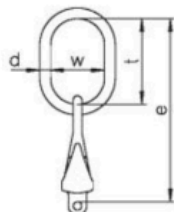
Chain Sun Alloy SUN – Measurements, Load Values, Weights								
Chain	Pitch		Li/min.	Le/max.	Weight	Working Load limit	Breaking Load	
	D	P						
	mm	Inch	mm	mm	kg/m	kg	kN	
	7	9/32	21	9.8	26.0	1.33	2,360	92.6
	8	5/16	24	11.0	30.5	1.69	3,000	118
	10	3/8	30	14.3	38.0	2.66	5,000	196
	13	1/2	39	18.0	48.5	4.43	8,000	319
	16	5/8	48	21.5	59.0	6.73	12,200	479

Maximum Working Load Limit for Sun Alloy Chains									
Safety factor	1-leg Chains		2-leg Chains				3- and 4-leg Chains		
4									
	Angle of Inclination	-	-	up to 45°	45°-60°	up to 45°	45°-60°	up to 45°	45°-60°
	Load Factor	1	0.8	1.4	1	1.12	0.8	2.1	1.5
Ø	Load Capacity [kg]								
7	2,360	1,900	3,350	2,360	2,650	1,900	5,000	3,550	
8	3,000	2,360	4,250	3,000	3,350	2,360	6,300	4,500	
10	5,000	4,000	7,100	5,000	5,600	4,000	10,600	7,500	
13	8,000	6,300	11,200	8,000	9,000	6,300	17,000	11,800	
16	12,200	9,700	17,000	12,200	13,600	9,700	25,600	18,300	

If the chain slings are used in more demanding conditions (e.g. high temperature, asymmetric load distribution, edge loads, impacts) the maximum load capacities in the table must be reduced. Please use the load factors on page 8 and refer to the specification in the user information.

Sub-Assemblies

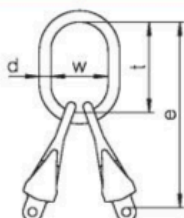
1 Special Clevis Sub-Assembly GTVK/SUN



For 1-leg slings with shortening element.

Chain Ø		Code	Can be used to single hook acc. to DIN15401 no.	Dimensions				Weight	Working Load Limit	
mm	Inch			d	t	w	e		kg	kg
7	9/32	GTVK/SUN 1-7	4	14	120	70	244	1.21	2,360	
8	5/16	GTVK/SUN 1-8	5	17	140	80	264	1.44	3,000	
10	3/8	GTVK/SUN 1-10	6	19	160	95	318	2.72	5,000	
13	1/2	GTVK/SUN 1-13	10	27	190	110	391	5.83	8,000	
16	5/8	GTVK/SUN 1-16	12	30	190	110	423	9.5	12,200	

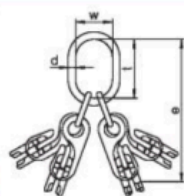
2 Special Clevis Sub-Assembly GTVK/SUN



For 2-leg slings with shortening element.

Chain Ø		Code	Can be used to single hook acc. to DIN15401 no.	Dimensions				Weight	Working Load Limit B	
mm	Inch			d	t	w	e		kg	up to 45°
7	9/32	GTVK/SUN 2-7	6	19	160	95	284	2.75	3,350	2,360
8	5/16	GTVK/SUN 2-8	6	19	160	95	284	2.75	4,250	3,000
10	3/8	GTVK/SUN 2-10	10	23	170	105	328	4.76	7,100	5,000
13	1/2	GTVK/SUN 2-13	10	30	190	110	391	9.56	11,200	8,000
16	5/8	GTVK/SUN 2-16	12	38	275	150	508	18.66	17,000	12,200

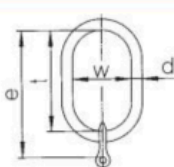
4 Special Clevis Sub-Assembly GTVK/SUN



For 3 and 4-leg slings with shortening element.

Chain Ø		Code	Can be used to single hook acc. to DIN15401 no.	Dimensions				Weight	Working Load Limit B	
mm	Inch			d	t	w	e		kg	up to 45°
7	9/32	GTVK/SUN 4-7	10	27	190	110	368	6.45	5,000	3,550
8	5/16	GTVK/SUN 4-8	10	27	190	110	368	6.45	6,300	4,500
10	3/8	GTVK/SUN 4-10	12	30	190	110	433	11.7	10,600	7,500
13	1/2	GTVK/SUN 4-13	12	38	275	150	616	23.84	17,000	11,800
16	5/8	GTVK/SUN 4-16	12	38	275	150	658	36.16	25,600	18,300

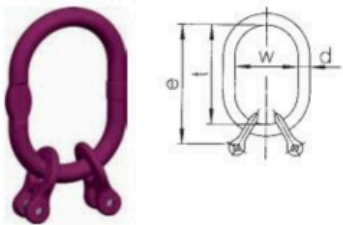
1 Special Clevis Sub-Assembly GTKR/SUN



For 1-leg slings.

Chain Ø		Code	Can be used to single hook acc. to DIN15401 no.	Dimensions				Weight	Working Load Limit	
mm	Inch			d	t	w	e		kg	kg
7	9/32	GTKR/SUN 1-7	4	14	120	70	163	0.66	2,360	
8	5/16	GTKR/SUN 1-8	5	17	140	80	183	0.89	3,000	
10	3/8	GTKR/SUN 1-10	6	19	160	95	211	1.62	5,000	
13	1/2	GTKR/SUN 1-13	10	27	190	110	254	3.47	8,000	
16	5/8	GTKR/SUN 1-16	12	30	190	110	268	5.8	12,200	

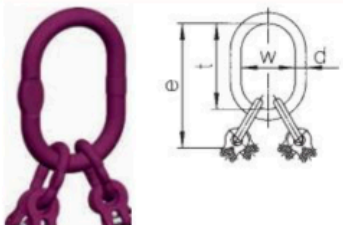
2 Special Clevis Sub-Assembly GTKR/SUN



Chain Ø		Code	Can be used to single hook acc. to DIN15401 no.	Dimensions				Weight	Working Load Limit B	
mm	inch			d	t	w	e		up to 45°	45°-60°
7	9/32	GTKR/SUN 2-7	6	19	160	95	203	1.65	3,350	2,360
8	5/16	GTKR/SUN 2-8	6	19	160	95	203	1.65	4,250	3,000
10	3/8	GTKR/SUN 2-10	10	23	170	105	221	2.56	7,100	5,000
13	1/2	GTKR/SUN 2-13	10	30	190	110	257	4.84	11,200	8,000
16	5/8	GTKR/SUN 2-16	12	38	275	150	353	10.32	17,000	12,200

For 2-leg slings.

4 Special Clevis Sub-Assembly GTKR/SUN

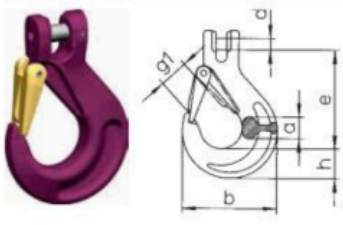


Chain Ø		Code	Can be used to single hook acc. to DIN15401 no.	Dimensions				Weight	Working Load Limit B	
mm	inch			d	t	w	e		up to 45°	45°-60°
7	9/32	GTKR/SUN 4-7	10	27	190	110	287	4.25	5,000	3,550
8	5/16	GTKR/SUN 4-8	10	27	190	110	287	4.25	6,300	4,500
10	3/8	GTKR/SUN 4-10	12	30	190	110	326	7.34	10,600	7,500
13	1/2	GTKR/SUN 4-13	12	38	275	150	479	14.4	17,000	11,800
16	5/8	GTKR/SUN 4-16	12	38	275	150	503	19.48	25,600	18,300

For 3 and 4-leg slings.

Sling Hooks

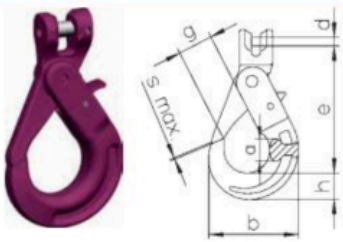
Clevis Sling Hook with Forged Safety Latch HKS/SUN



Chain		Code	Dimensions						Weight	Working Load Limit
mm	inch		e	h	a	b	d	g1		
7	9/32	HKS/SUN 7	93	27	21	89	9,5	26	0.63	2,360
8	5/16	HKS/SUN 8	92	27	21	89	11	26	0.63	3,000
10	3/8	HKS/SUN 10	108	33	25	110	14	31	1.18	5,000
13	1/2	HKS/SUN 13	130	41	34	132	17,5	38	2.35	8,000
16	5/8	HKS/SUN 16	158	49	37	160	21	45	3.82	12,200

General purpose hook.

Clevis Self Locking Hook HKSB/SUN




Chain		Code	Dimensions							Weight	Working Load Limit
mm	inch		e	h	a	b	d	g	s max.		
7	9/32	HKSB/SUN 7	125	26	21	92	9,5	32	1	0.93	2,360
8	5/16	HKSB/SUN 8	124	26	21	92	11	32	1	0.93	3,000
10	3/8	HKSB/SUN 10	143	31	26	115	14	45	1	1.60	5,000
13	1/2	HKSB/SUN 13	183	42	35	145	17,5	54	2	3.50	8,000
16	5/8	HKSB/SUN 16	218	51	41	169	21	60	2	6.50	12,200


Closes and locks automatically.

Spare Parts

Forged Safety Latch Kits for Clevis Sling Hooks

	Dimension		Code	Spare Part for
	mm	inch		
	7+8	9/32+5/16	FG/SUN 7/8	HKS/SUN 7, HKS/SUN 8
	10	3/8	FG/SUN 10	HKS/SUN 10
	13	1/2	FG/SUN 13	HKS/SUN 13
16	5/8	FG/SUN 16	HKS/SUN 16	

Pin Kit for Clevis Self Locking Hook & Special Clevis Sub Assembly

	Dimension		Code	Accessory for use
	mm	inch		
	7	9/32	KBG/SUN 7	HKS/SUN 7, HKS/SUN 7, GTVK/SUN ...-7, GTKR/SUN ...-7
	8	5/16	KBG/SUN 8	HKS/SUN 8, HKS/SUN 8, GTVK/SUN ...-8, GTKR/SUN ...-8
	10	3/8	KBG/SUN 10	HKS/SUN 10, HKS/SUN 10, GTVK/SUN ...-10, GTKR/SUN ...-10
13	1/2	KBG/SUN 13	HKS/SUN 13, HKS/SUN 13, GTVK/SUN ...-13, GTKR/SUN ...-13	
16	5/8	KBG/SUN 16	HKS/SUN 16, HKS/SUN 16, GTVK/SUN ...-16, GTKR/SUN ...-16	

Trigger Kit for Clevis Self Locking Hooks

	Dimension		Code	Spare Part for
	mm	inch		
	7+8	9/32+5/16	HBG/SUN 7/8	HKS/SUN 7 + HKS/SUN 8
	10	3/8	HBG/SUN 10-8	HKS/SUN 10
	13	1/2	HBG/SUN 13-8	HKS/SUN 13
16	5/8	HBG/SUN 16-8	HKS/SUN 16	

Working Load Tag with Wire Rope Binder and Fastener

	Code	Code
	ID-Set	1/2/3/4-legs